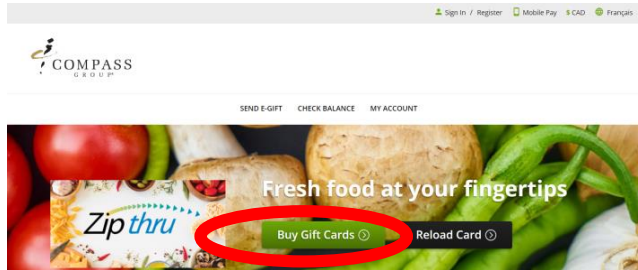


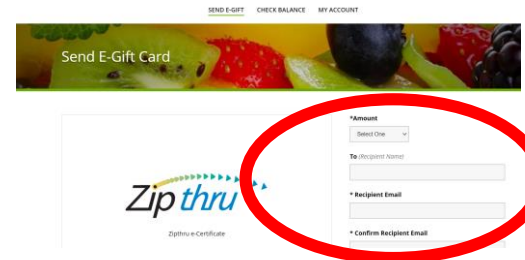
Zipthru card purchase procedure (card usable in the cafeteria)

www.zipthru-card.ca

1 – Go to the web page and click on **Buy gift cards**



2 – Choose the desired **Amount** and fill in the required fields * (email and location). Click on **Confirm** (your purchase will go to the cart) and then **Proceed to Checkout**



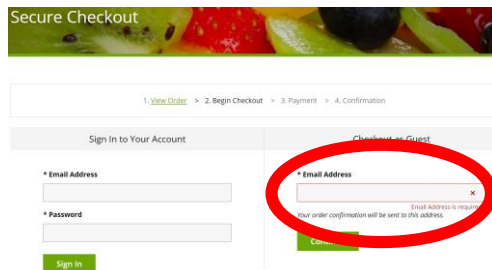
Max. characters note for each message line (e.g. NOTE: Maximum greeting length is 60 characters per line.)

Confirm Proceed to Checkout

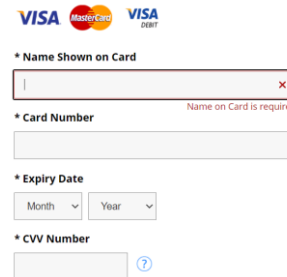
Need help with this order?

Call us at 1-800-507-9394 x 3310 or send us an email at zipthru.support@compass-canada.com
Support hours Monday - Friday 7 am to 5 pm EST

3 – Enter your email address to buy as a guest, or log into your account if you have already created it



4 – Enter your banking information on our secure site

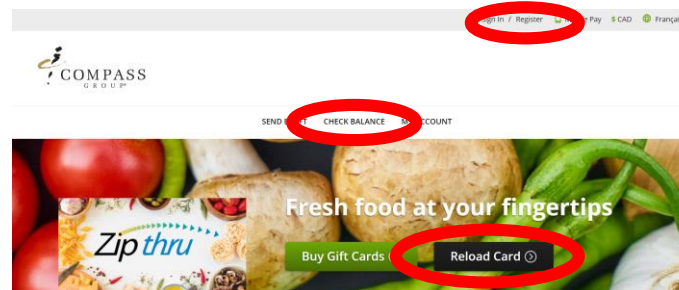


If you have any questions, you can reach our team according to the coordinates and the times indicated

5 – You will receive a confirmation by email as well as the gift certificate. Please give the gift certificate to your child so that he can take it to the cafeteria. Our staff will be happy to create the card according to the amount of the gift card and it will be given to your child.

***** It is important to REGISTER the card on the website afterwards in order to be able to trace it in case of loss, to see the balance or when you want to reload it *****

Choose **Register** and fill in the requested information. You can then **Check balance** and **Reload card**



Note that an administrative fee of \$25 may be required for all reimbursement requests if the student leaves the school